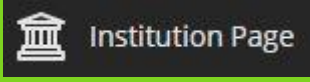




Blackboard Learn Ultra

Ultra Base Navigation

Learn the components of Ultra Base Navigation to make the most of the Blackboard Learn Ultra environment.




Institution Page

[Getting Started with Ultra Base Navigation](#)

The Institution Page is the landing page when you log into Blackboard.

Here you'll find notices of Blackboard Ultra updates, faculty and staff announcements, maintenance notices, helpful links, and GVSU policies.

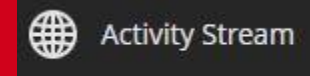


Barbara Stevens

[Watch a video](#) about updating your profile.

All users have a profile page that appears in Ultra Base Navigation.

Select your name to access your personal information and settings. Add a pronunciation of your name, pronouns, and even a personal website.

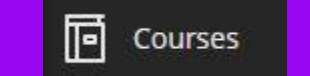


Activity Stream

[Watch a video about the Activity Stream.](#)

The up-to-the-minute Activity Stream lets you jump directly into course actions.

See what's due and what needs attention. Items are sorted by *Important*, *Upcoming*, *Today*, and *Recent*. You can jump directly into course activities from the list!

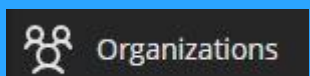


Courses

[Learn more about Navigating the Courses Page](#)

View your courses in a timeline.

Easily navigate past, present, and future courses. You can't reorder courses in the list. Courses are listed in alphabetical order and grouped by semester with the newest courses first. Courses marked as your favorite (click on the star to make it purple!) appear at the top of the page.

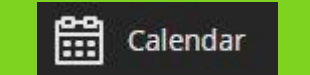


Organizations

[Learn user roles in courses and organizations.](#)

Members have access to their organizations.

Organizations behave like courses and contain tools that enable group members to communicate efficiently. You can post information, have discussions, and share documents.

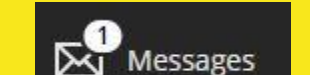


Calendar

[Watch a video about the calendar.](#)

You can access all your course calendars from the base navigation.

The course calendar displays due dates, the course schedule, office hours, and course-specific meetings and events. When you create content with a due date, it automatically shows in the calendar. You can select the calendar settings icon in the upper-right corner to select the calendars you want to see.




Messages

[Watch a video about messages.](#)

View messages for all your courses on one page or for one course at a time.

Messages are organized by course. Everyone can use messages for reminders, quick questions, and social interactions.

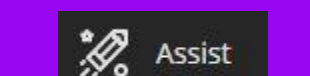


Grades

[Learn more about the gradebook.](#)

You have access to all of your courses' grading tasks on the global Grades page.

You see a summary for each course, how many grades to post, the average course grade, and can begin grading from this page.



Assist

[GVSU Home Page](#)

Assist contains online and campus resources to help students succeed in school and life.

Find links to dining services, disability support services, library resources, housing and residence life, writing center, and many more.



Tools

The Tools page lists tools that are available in Blackboard Ultra.

System tools appear on the Tools page in Ultra Base Navigation, which include Content Collection and EAC Visual Data.